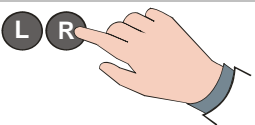

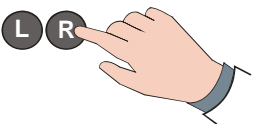



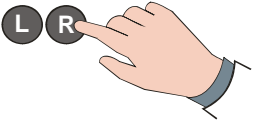
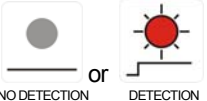


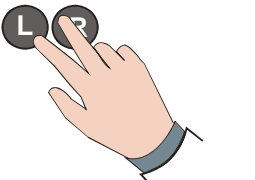
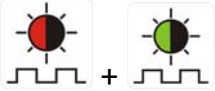









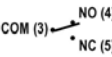
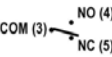
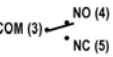
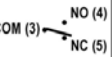
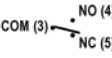
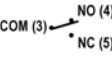
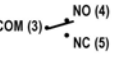
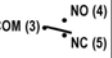



































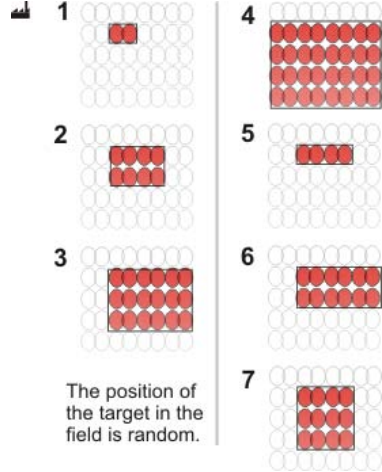



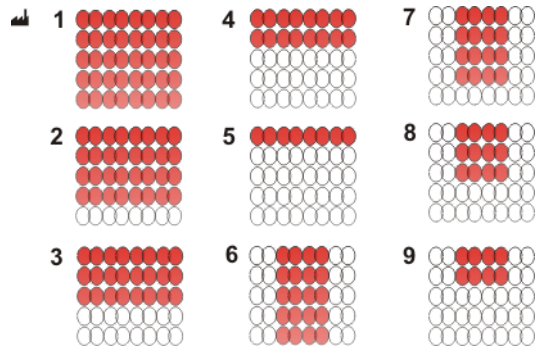
APPLICATION NOTE
















HOW TO USE PUSH BUTTONS?





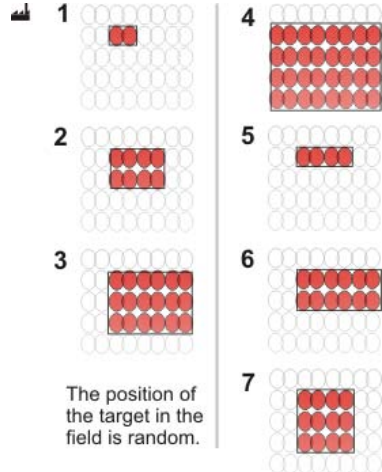



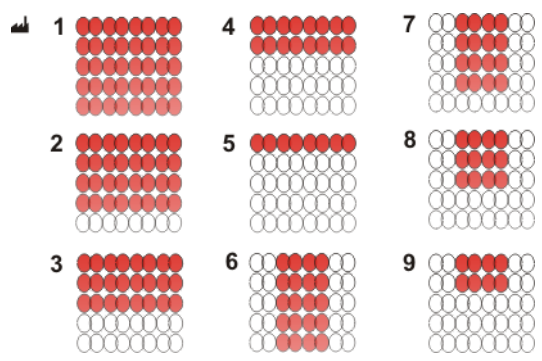





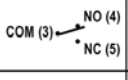
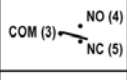
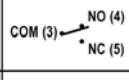
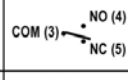
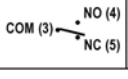
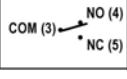
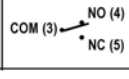
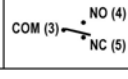

























<p>1 Adjustment session - start</p>  <p>> 3 sec</p> <p>Press and hold the right push button for 3 seconds.</p>	 <p>LED should flash.</p>
<p>2 Adjustment</p>  <p>Each press on the right button allows you to scroll through the different parameters.</p>  <p>Each press on the left button increases the value of the displayed parameter by one unit.</p> <p><i>Note: when the maximum value or the last existing parameter is reached, it will return to its minimum value or the first existing parameter.</i></p>	 <p>The number of flashes of the red LED indicates the currently selected parameter.</p>  <p>The number of flashes of the green LED indicates the value of the currently selected parameter (no LED, value=0).</p>
<p>3 Adjustment session - stop</p>  <p>> 3 sec</p> <p>Press and hold the right push button for 3 seconds. <i>Note: if no button is pressed within 1 minute, the adjustment session ends automatically.</i></p>	 <p>LED should stop flashing. If the red LED lights up, you are standing in the detection field and creating detection.</p>
<p>4 Setup (MILAN only)</p>  <p>short push</p> <p>Briefly press the right button and move away from the sensing field.</p>	 <p>LED should flash alternatively red-green and switch OFF. If LED flashes red quickly: sensor has been disturbed. Please launch setup again.</p>
<p>5 Restoring factory values</p>  <p>> 3 sec</p> <p>Press and hold both push buttons for 3 seconds.</p>	 <p>Both LED ON during 1 second to confirm</p>

FALCON

	Parameter	Remote control		Factory value																
1x	Sensitivity		0-9	7																
2x	Hold time		0-9	0	0.5sec to 9sec															
3x	Relay Configuration		1-4	1	<table border="1" style="width: 100%; text-align: center;"> <thead> <tr> <th></th> <th>Active  + 1</th> <th>Passive  + 2</th> <th> + 3</th> <th> + 4</th> </tr> </thead> <tbody> <tr> <td>Detection</td> <td></td> <td></td> <td></td> <td></td> </tr> <tr> <td>No Detection</td> <td></td> <td></td> <td></td> <td></td> </tr> </tbody> </table>		Active  + 1	Passive  + 2	 + 3	 + 4	Detection					No Detection				
	Active  + 1	Passive  + 2	 + 3	 + 4																
Detection																				
No Detection																				
4x	Detection mode		1-3	2	<table border="1" style="width: 100%; text-align: center;"> <thead> <tr> <th colspan="2">Detection mode</th> </tr> </thead> <tbody> <tr> <td>1</td> <td>bidirectional</td> </tr> <tr> <td>2♦</td> <td>unidirectional approach</td> </tr> <tr> <td>3</td> <td>unidirectional depart</td> </tr> </tbody> </table>	Detection mode		1	bidirectional	2♦	unidirectional approach	3	unidirectional depart							
Detection mode																				
1	bidirectional																			
2♦	unidirectional approach																			
3	unidirectional depart																			
5x	Rejection mode		1-5	1	<table border="1" style="width: 100%; text-align: center;"> <thead> <tr> <th colspan="2">Rejection mode</th> </tr> </thead> <tbody> <tr> <td>1♦</td> <td>detection of all kind of targets in motion</td> </tr> <tr> <td>2</td> <td>detection of all kind of targets in motion + perturbations immunity</td> </tr> <tr> <td>3</td> <td>low "pedestrian/parallel traffic" rejection + perturbations immunity</td> </tr> <tr> <td>4</td> <td>mid "pedestrian/parallel traffic" rejection + perturbations immunity</td> </tr> <tr> <td>5</td> <td>high "pedestrian/parallel traffic" rejection + perturbations immunity</td> </tr> </tbody> </table>	Rejection mode		1♦	detection of all kind of targets in motion	2	detection of all kind of targets in motion + perturbations immunity	3	low "pedestrian/parallel traffic" rejection + perturbations immunity	4	mid "pedestrian/parallel traffic" rejection + perturbations immunity	5	high "pedestrian/parallel traffic" rejection + perturbations immunity			
Rejection mode																				
1♦	detection of all kind of targets in motion																			
2	detection of all kind of targets in motion + perturbations immunity																			
3	low "pedestrian/parallel traffic" rejection + perturbations immunity																			
4	mid "pedestrian/parallel traffic" rejection + perturbations immunity																			
5	high "pedestrian/parallel traffic" rejection + perturbations immunity																			

	Parameter	Remote control		Factory value																					
1x	Sensitivity		0-9	7																					
2x	Rejection mode		1-5	1	<table border="1"> <tr> <td>1♦</td> <td colspan="3">detection of all kind of targets in motion</td> </tr> <tr> <td>2</td> <td colspan="3">detection of all kind of targets in motion + perturbations immunity</td> </tr> <tr> <td>3</td> <td colspan="3">low "pedestrian/parallel traffic" rejection + perturbations immunity</td> </tr> <tr> <td>4</td> <td colspan="3">mid "pedestrian/parallel traffic" rejection + perturbations immunity</td> </tr> <tr> <td>5</td> <td colspan="3">high "pedestrian/parallel traffic" rejection + perturbations immunity</td> </tr> </table>	1♦	detection of all kind of targets in motion			2	detection of all kind of targets in motion + perturbations immunity			3	low "pedestrian/parallel traffic" rejection + perturbations immunity			4	mid "pedestrian/parallel traffic" rejection + perturbations immunity			5	high "pedestrian/parallel traffic" rejection + perturbations immunity		
1♦	detection of all kind of targets in motion																								
2	detection of all kind of targets in motion + perturbations immunity																								
3	low "pedestrian/parallel traffic" rejection + perturbations immunity																								
4	mid "pedestrian/parallel traffic" rejection + perturbations immunity																								
5	high "pedestrian/parallel traffic" rejection + perturbations immunity																								
3x	Detection mode		1-3	2	<table border="1"> <tr> <td>1</td> <td colspan="3">bidirectional</td> </tr> <tr> <td>2♦</td> <td colspan="3">unidirectional approach</td> </tr> <tr> <td>3</td> <td colspan="3">unidirectional depart</td> </tr> </table>	1	bidirectional			2♦	unidirectional approach			3	unidirectional depart										
1	bidirectional																								
2♦	unidirectional approach																								
3	unidirectional depart																								
4x	Max. Duration of presence detection		0-9	8	<table border="1"> <tr> <td>0</td> <td>30s</td> <td>5</td> <td>20min</td> </tr> <tr> <td>1</td> <td>1min</td> <td>6</td> <td>1h</td> </tr> <tr> <td>2</td> <td>2min</td> <td>7</td> <td>1h30</td> </tr> <tr> <td>3</td> <td>5min</td> <td>8♦</td> <td>2h</td> </tr> <tr> <td>4</td> <td>10 min</td> <td>9</td> <td>∞</td> </tr> </table>	0	30s	5	20min	1	1min	6	1h	2	2min	7	1h30	3	5min	8♦	2h	4	10 min	9	∞
0	30s	5	20min																						
1	1min	6	1h																						
2	2min	7	1h30																						
3	5min	8♦	2h																						
4	10 min	9	∞																						
5x	Target Size		1-7	1	 <p>The position of the target in the field is random.</p>																				
6x	IR-curtains Immunity		1-3	2	<table border="1"> <tr> <td>1</td> <td colspan="3">reduced</td> </tr> <tr> <td>2♦</td> <td colspan="3">standard</td> </tr> <tr> <td>3</td> <td colspan="3">increased</td> </tr> </table>	1	reduced			2♦	standard			3	increased										
1	reduced																								
2♦	standard																								
3	increased																								
7x	Emission frequency		1-2	1	<table border="1"> <tr> <td>1♦</td> <td colspan="3">Frequency 1</td> </tr> <tr> <td>2</td> <td colspan="3">Frequency 2</td> </tr> </table>	1♦	Frequency 1			2	Frequency 2														
1♦	Frequency 1																								
2	Frequency 2																								
8x	IR-Detection field		1-9	1																					

9x	IR-Detection field				Red+green															
10x	Motion configuration				Red+green															
11x	Output redirection		1&5	1	<table border="1"> <thead> <tr> <th></th> <th>Radar output</th> <th>IR output</th> </tr> </thead> <tbody> <tr> <td>0</td> <td>motion</td> <td>presence</td> </tr> <tr> <td>5</td> <td>Airlocks mode</td> <td>presence</td> </tr> </tbody> </table>		Radar output	IR output	0	motion	presence	5	Airlocks mode	presence						
	Radar output	IR output																		
0	motion	presence																		
5	Airlocks mode	presence																		
12x	Relay Configuration		1-4	1	<table border="1"> <thead> <tr> <th></th> <th>Active  + 1</th> <th>Passive  + 2</th> <th> + 3</th> <th> + 4</th> </tr> </thead> <tbody> <tr> <td>Detection</td> <td>COM (3) → NO (4) NC (5)</td> <td>COM (3) → NO (4) NC (5)</td> <td>COM (3) → NO (4) NC (5)</td> <td>COM (3) → NO (4) NC (5)</td> </tr> <tr> <td>No Detection</td> <td>COM (3) → NO (4) NC (5)</td> <td>COM (3) → NO (4) NC (5)</td> <td>COM (3) → NO (4) NC (5)</td> <td>COM (3) → NO (4) NC (5)</td> </tr> </tbody> </table>		Active  + 1	Passive  + 2	 + 3	 + 4	Detection	COM (3) → NO (4) NC (5)	COM (3) → NO (4) NC (5)	COM (3) → NO (4) NC (5)	COM (3) → NO (4) NC (5)	No Detection	COM (3) → NO (4) NC (5)	COM (3) → NO (4) NC (5)	COM (3) → NO (4) NC (5)	COM (3) → NO (4) NC (5)
	Active  + 1	Passive  + 2	 + 3	 + 4																
Detection	COM (3) → NO (4) NC (5)	COM (3) → NO (4) NC (5)	COM (3) → NO (4) NC (5)	COM (3) → NO (4) NC (5)																
No Detection	COM (3) → NO (4) NC (5)	COM (3) → NO (4) NC (5)	COM (3) → NO (4) NC (5)	COM (3) → NO (4) NC (5)																
13x	Motion Holdtime		0-9	0	0.5sec to 9sec															

	Parameter	Remote control 	Factory value																						
1x	Max. Duration of presence detection		0-9	8	<table border="1"> <tr> <td>0</td> <td>30s</td> <td>5</td> <td>20min</td> </tr> <tr> <td>1</td> <td>1min</td> <td>6</td> <td>1h</td> </tr> <tr> <td>2</td> <td>2min</td> <td>7</td> <td>1h30</td> </tr> <tr> <td>3</td> <td>5min</td> <td>8♦</td> <td>2h</td> </tr> <tr> <td>4</td> <td>10 min</td> <td>9</td> <td>∞</td> </tr> </table>	0	30s	5	20min	1	1min	6	1h	2	2min	7	1h30	3	5min	8♦	2h	4	10 min	9	∞
0	30s	5	20min																						
1	1min	6	1h																						
2	2min	7	1h30																						
3	5min	8♦	2h																						
4	10 min	9	∞																						
2x	Target Size		1-7	1	 <p>The position of the target in the field is random.</p>																				
3x	IR-curtains Immunity		1-3	2	<table border="1"> <tr> <td>1</td> <td>reduced</td> </tr> <tr> <td>2♦</td> <td>standard</td> </tr> <tr> <td>3</td> <td>increased</td> </tr> </table>	1	reduced	2♦	standard	3	increased														
1	reduced																								
2♦	standard																								
3	increased																								
4x	Emission frequency		1-2	1	<table border="1"> <tr> <td>1♦</td> <td>Frequency 1</td> </tr> <tr> <td>2</td> <td>Frequency 2</td> </tr> </table>	1♦	Frequency 1	2	Frequency 2																
1♦	Frequency 1																								
2	Frequency 2																								
5x	IR-Detection field		1-9	1																					
6x					Red+green																				
7x					Red+green																				
8x	Relay Configuration		1-4	1	<table border="1"> <thead> <tr> <th></th> <th>Active  + 1</th> <th>Passive  + 2</th> <th> + 3</th> <th> + 4</th> </tr> </thead> <tbody> <tr> <td>Detection</td> <td></td> <td></td> <td></td> <td></td> </tr> <tr> <td>No Detection</td> <td></td> <td></td> <td></td> <td></td> </tr> </tbody> </table>		Active  + 1	Passive  + 2	 + 3	 + 4	Detection					No Detection									
	Active  + 1	Passive  + 2	 + 3	 + 4																					
Detection																									
No Detection																									
9x	Motion Holdtime		0-9	0	0.5sec to 9sec																				